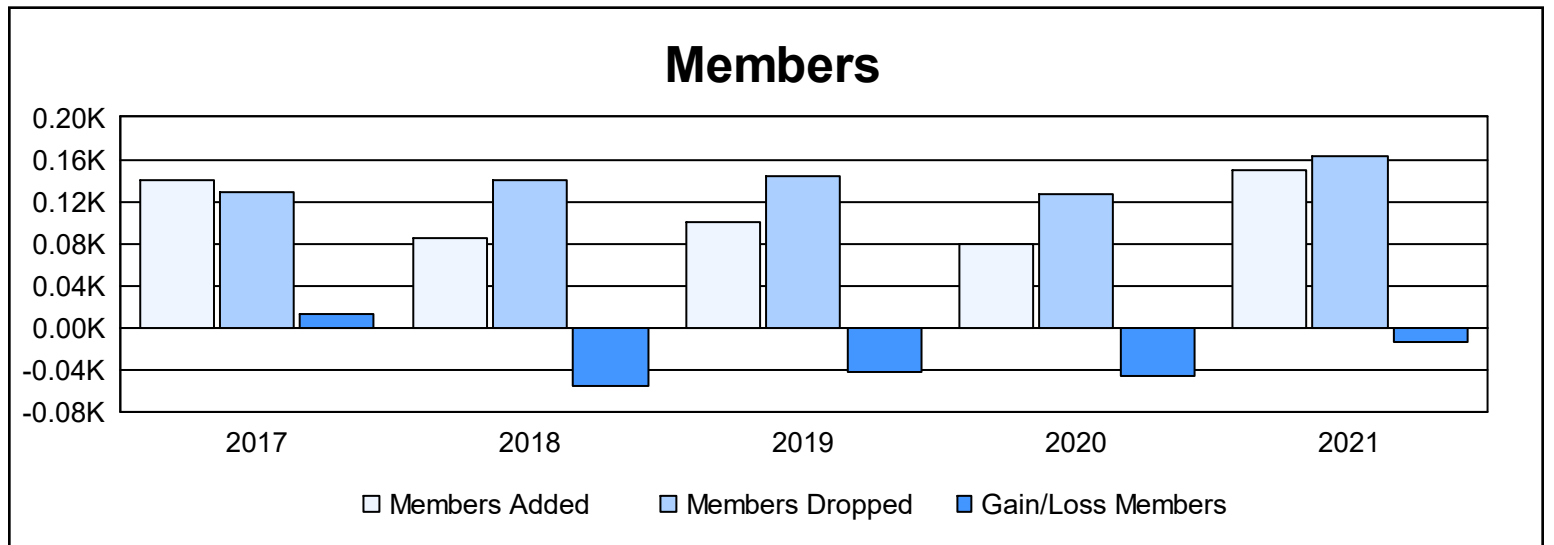
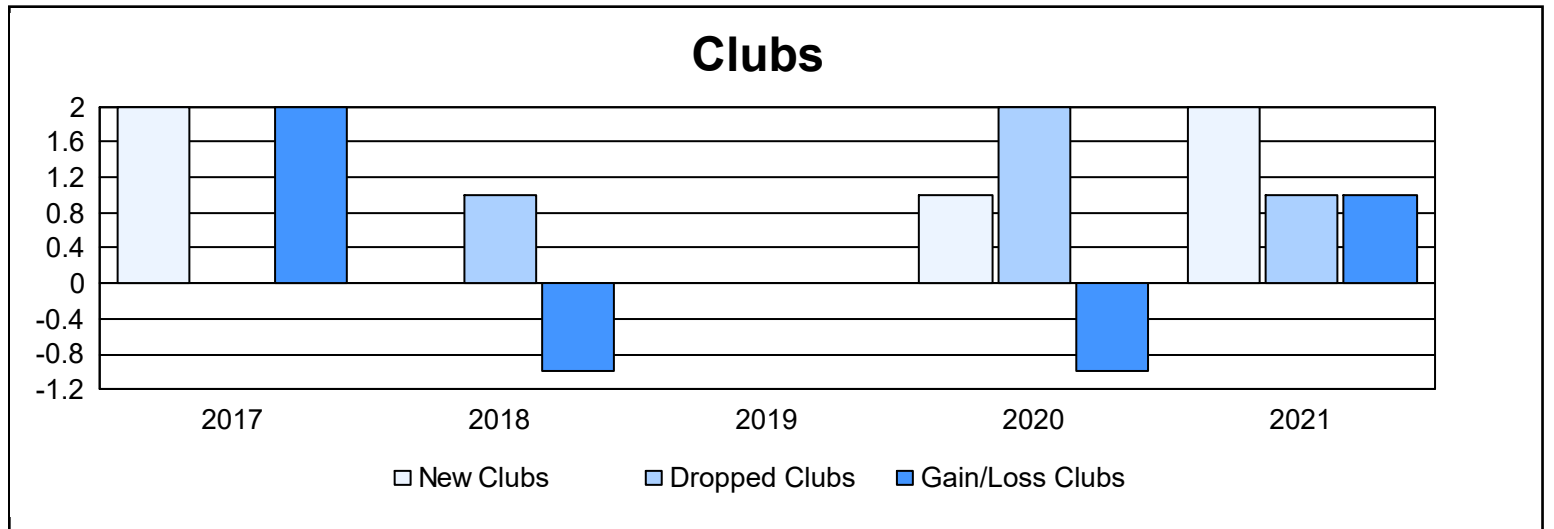
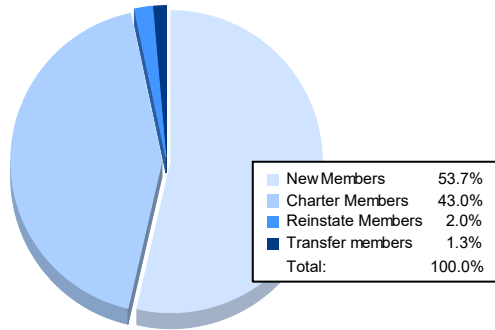


| Year | New Clubs | Dropped Clubs | Gain/ Loss Clubs | New Members | Charter Members | Reinstate Members | Transfer Members | Total Member Added | Total Members Dropped | Gain/ Loss Members |
|----------------|-----------|---------------|------------------|-------------|-----------------|-------------------|------------------|--------------------|-----------------------|--------------------|
| 2016-2017 | 2 | 0 | 2 | 96 | 43 | 0 | 1 | 140 | 128 | 12 |
| 2017-2018 | 0 | 1 | -1 | 80 | 0 | 2 | 3 | 85 | 140 | -55 |
| 2018-2019 | 0 | 0 | 0 | 94 | 0 | 0 | 6 | 100 | 143 | -43 |
| 2019-2020 | 1 | 2 | -1 | 49 | 26 | 5 | 0 | 80 | 126 | -46 |
| 2020-2021 | 2 | 1 | 1 | 80 | 64 | 3 | 2 | 149 | 162 | -13 |
| Average | 1 | 1 | 0 | 80 | 27 | 2 | 2 | 111 | 140 | -29 |



Membership Composition June 2021 Cumulative



Gender Composition June 2021 Cumulative

